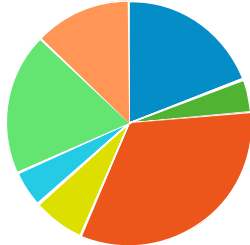


consumer spending

Consumer Spending Report (Jackson County, Indiana)

Apparel (2015)

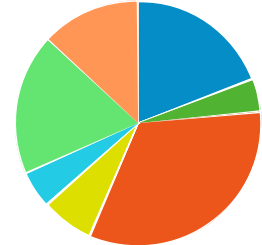
- Men's Apparel
- Boys' Apparel
- Women's Apparel
- Girls' Apparel
- Infants Apparel
- Footwear
- Apparel Services and Accessories



	\$ PER HOUSEHOLD	TOTAL \$000'S
Totals:	\$1,628	\$28,304
Men's Apparel	\$312	\$5,426
Boys' Apparel	\$71	\$1,242
Women's Apparel	\$535	\$9,314
Girls' Apparel	\$114	\$1,991
Infants Apparel	\$79	\$1,373
Footwear	\$305	\$5,312
Apparel Services and Accessories	\$209	\$3,647

Apparel (2020)

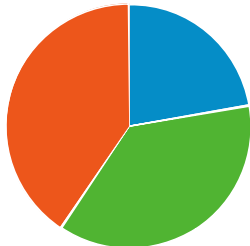
- Men's Apparel
- Boys' Apparel
- Women's Apparel
- Girls' Apparel
- Infants Apparel
- Footwear
- Apparel Services and Accessories



	\$ PER HOUSEHOLD	TOTAL \$000'S
Totals:	\$1,688	\$30,443
Men's Apparel	\$323	\$5,841
Boys' Apparel	\$73	\$1,329
Women's Apparel	\$556	\$10,033
Girls' Apparel	\$118	\$2,131
Infants Apparel	\$81	\$1,473
Footwear	\$314	\$5,665
Apparel Services and Accessories	\$220	\$3,972

Entertainment (2015)

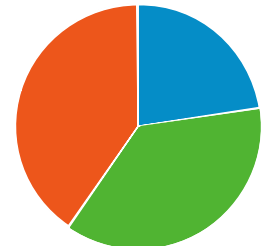
- Fees And Admissions
- Video And Audio Equipment
- Recreational Equipment And Supplies



	\$ PER HOUSEHOLD	TOTAL \$000'S
Totals:	\$2,614	\$45,458
Fees And Admissions	\$584	\$10,154
Video And Audio Equipment	\$970	\$16,874
Recreational Equipment And Supplies	\$1,060	\$18,430

Entertainment (2020)

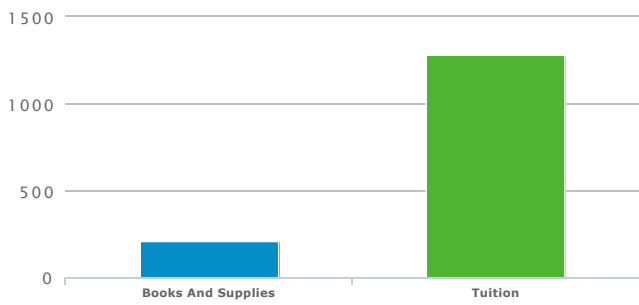
- Fees And Admissions
- Video And Audio Equipment
- Recreational Equipment And Supplies



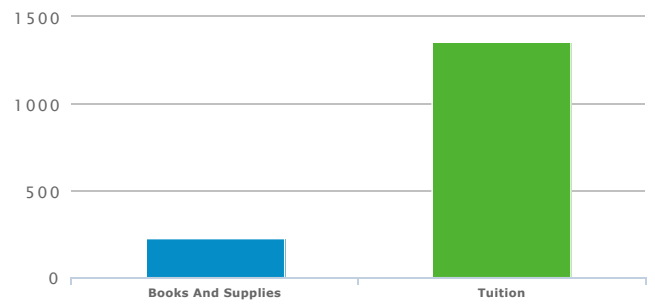
	\$ PER HOUSEHOLD	TOTAL \$000'S
Totals:	\$2,714	\$48,943
Fees And Admissions	\$615	\$11,096
Video And Audio Equipment	\$1,003	\$18,089
Recreational Equipment And Supplies	\$1,095	\$19,757

Education (2015)

Education (2020)

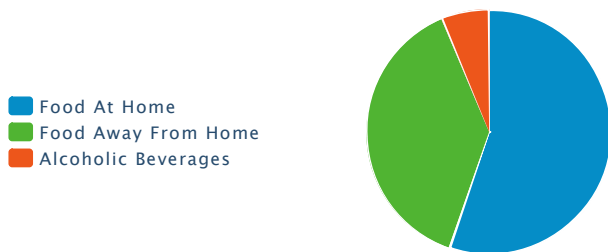


	\$ PER HOUSEHOLD	TOTAL \$000'S
Totals:	\$1,493	\$25,971
Books And Supplies	\$209	\$3,647
Tuition	\$1,284	\$22,324



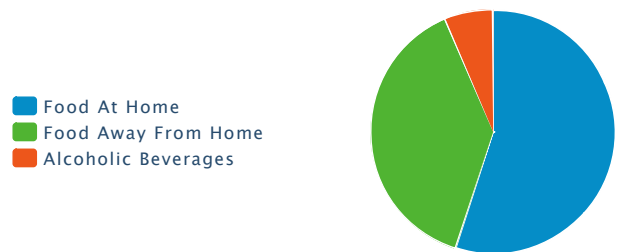
	\$ PER HOUSEHOLD	TOTAL \$000'S
Totals:	\$1,580	\$28,500
Books And Supplies	\$222	\$4,003
Tuition	\$1,358	\$24,498

Food and Beverages (2015)



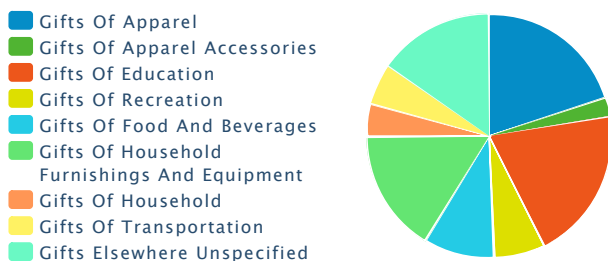
	\$ PER HOUSEHOLD	TOTAL \$000'S
Totals:	\$7,103	\$123,493
Food At Home	\$3,927	\$68,274
Food Away From Home	\$2,726	\$47,404
Alcoholic Beverages	\$449	\$7,816

Food and Beverages (2020)



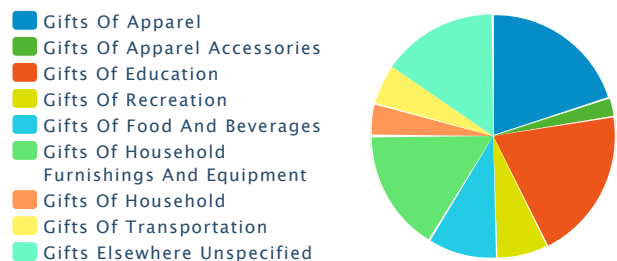
	\$ PER HOUSEHOLD	TOTAL \$000'S
Totals:	\$7,335	\$132,251
Food At Home	\$4,034	\$72,735
Food Away From Home	\$2,831	\$51,042
Alcoholic Beverages	\$470	\$8,475

Gifts (2015)



	\$ PER HOUSEHOLD	TOTAL \$000'S
Totals:	\$1,067	\$18,566
Gifts Of Apparel	\$212	\$3,693
Gifts Of Apparel Accessories	\$26	\$467
Gifts Of Education	\$215	\$3,754
Gifts Of Recreation	\$72	\$1,265
Gifts Of Food And Beverages	\$99	\$1,723
Gifts Of Household Furnishings And Equipment	\$173	\$3,022
Gifts Of Household	\$45	\$789
Gifts Of Transportation	\$57	\$996
Gifts Elsewhere Unspecified	\$164	\$2,857

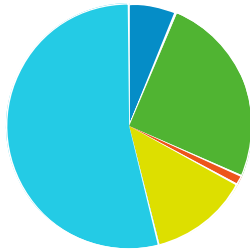
Gifts (2020)



	\$ PER HOUSEHOLD	TOTAL \$000'S
Totals:	\$1,122	\$20,246
Gifts Of Apparel	\$223	\$4,023
Gifts Of Apparel Accessories	\$28	\$509
Gifts Of Education	\$227	\$4,094
Gifts Of Recreation	\$76	\$1,379
Gifts Of Food And Beverages	\$104	\$1,876
Gifts Of Household Furnishings And Equipment	\$182	\$3,295
Gifts Of Household	\$47	\$858
Gifts Of Transportation	\$60	\$1,093
Gifts Elsewhere Unspecified	\$173	\$3,120

Household Furnishings (2015)

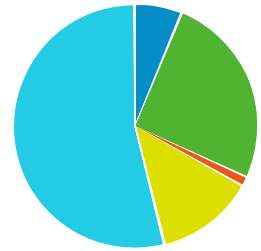
- Household Textiles
- Furniture
- Floor Coverings
- Major Appliances
- Housewares And Small Appliances



	\$ PER HOUSEHOLD	TOTAL \$000'S
Totals:	\$1,564	\$27,192
Household Textiles	\$99	\$1,732
Furniture	\$396	\$6,901
Floor Coverings	\$19	\$346
Major Appliances	\$206	\$3,592
Housewares And Small Appliances	\$841	\$14,621

Household Furnishings (2020)

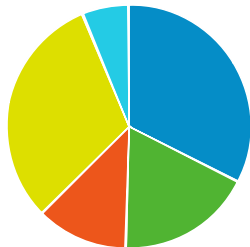
- Household Textiles
- Furniture
- Floor Coverings
- Major Appliances
- Housewares And Small Appliances



	\$ PER HOUSEHOLD	TOTAL \$000'S
Totals:	\$1,630	\$29,392
Household Textiles	\$103	\$1,868
Furniture	\$414	\$7,474
Floor Coverings	\$21	\$381
Major Appliances	\$214	\$3,865
Housewares And Small Appliances	\$876	\$15,805

Shelter (2015)

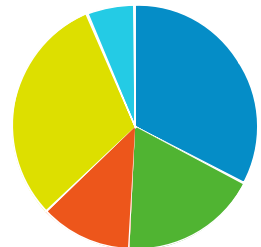
- Mortgage Interest
- Property Taxes
- Miscellaneous Owned Dwelling Costs
- Rental Costs
- Other Lodging



	\$ PER HOUSEHOLD	TOTAL \$000'S
Totals:	\$9,690	\$168,473
Mortgage Interest	\$3,147	\$54,711
Property Taxes	\$1,746	\$30,364
Miscellaneous Owned Dwelling Costs	\$1,167	\$20,299
Rental Costs	\$3,027	\$52,634
Other Lodging	\$601	\$10,464

Shelter (2020)

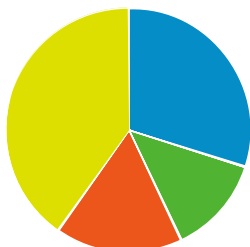
- Mortgage Interest
- Property Taxes
- Miscellaneous Owned Dwelling Costs
- Rental Costs
- Other Lodging



	\$ PER HOUSEHOLD	TOTAL \$000'S
Totals:	\$10,060	\$181,383
Mortgage Interest	\$3,284	\$59,223
Property Taxes	\$1,827	\$32,956
Miscellaneous Owned Dwelling Costs	\$1,217	\$21,951
Rental Costs	\$3,090	\$55,710
Other Lodging	\$640	\$11,544

Household Operations (2015)

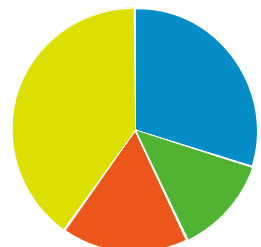
- Babysitting And Elderly Care
- Household Services
- Alimony And Child Support
- Household Supplies



	\$ PER HOUSEHOLD	TOTAL \$000'S
Totals:	\$1,241	\$21,577
Babysitting And Elderly Care	\$371	\$6,457
Household Services	\$162	\$2,825
Alimony And Child Support	\$208	\$3,632

Household Operations (2020)

- Babysitting And Elderly Care
- Household Services
- Alimony And Child Support
- Household Supplies



	\$ PER HOUSEHOLD	TOTAL \$000'S
Totals:	\$1,299	\$23,434
Babysitting And Elderly Care	\$388	\$6,998
Household Services	\$170	\$3,068
Alimony And Child Support	\$219	\$3,957

Household Supplies \$498 \$8,664

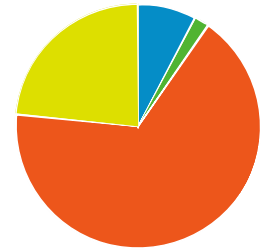
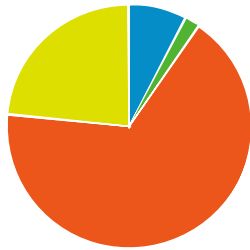
Household Supplies \$521 \$9,410

Personal Care (2015)

Personal Care (2020)

- Hair Care
- Electric Personal Care Appliances
- Personal Care Services
- Personal Care Products

- Hair Care
- Electric Personal Care Appliances
- Personal Care Services
- Personal Care Products



	\$ PER HOUSEHOLD	TOTAL \$000'S
Totals:	\$614	\$10,676
Hair Care	\$47	\$830
Electric Personal Care Appliances	\$12	\$211
Personal Care Services	\$410	\$7,143
Personal Care Products	\$143	\$2,493

	\$ PER HOUSEHOLD	TOTAL \$000'S
Totals:	\$636	\$11,471
Hair Care	\$49	\$893
Electric Personal Care Appliances	\$12	\$226
Personal Care Services	\$425	\$7,673
Personal Care Products	\$148	\$2,679

Utilities (2015)

Utilities (2020)

- Natural Gas
- Electricity
- Fuel Oil And Other Fuels
- Telephone Service
- Other Utilities

- Natural Gas
- Electricity
- Fuel Oil And Other Fuels
- Telephone Service
- Other Utilities



	\$ PER HOUSEHOLD	TOTAL \$000'S
Totals:	\$3,707	\$64,462
Natural Gas	\$390	\$6,780
Electricity	\$1,419	\$24,672
Fuel Oil And Other Fuels	\$134	\$2,343
Telephone Service	\$1,262	\$21,942
Other Utilities	\$501	\$8,725

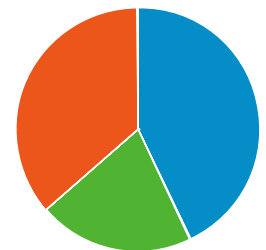
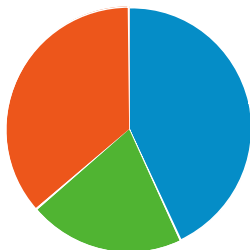
	\$ PER HOUSEHOLD	TOTAL \$000'S
Totals:	\$3,816	\$68,810
Natural Gas	\$402	\$7,253
Electricity	\$1,458	\$26,295
Fuel Oil And Other Fuels	\$138	\$2,504
Telephone Service	\$1,299	\$23,430
Other Utilities	\$517	\$9,329

Reading (2015)

Reading (2020)

- Newspapers
- Magazines
- Books

- Newspapers
- Magazines
- Books



	\$ PER HOUSEHOLD	TOTAL \$000'S
Totals:	\$103	\$1,801
Newspapers	\$44	\$773

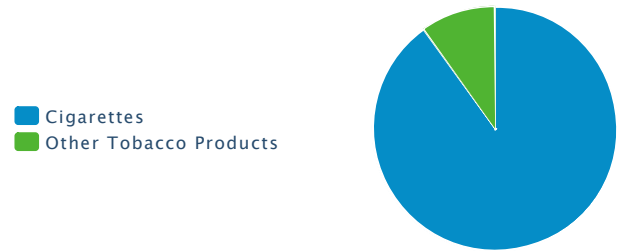
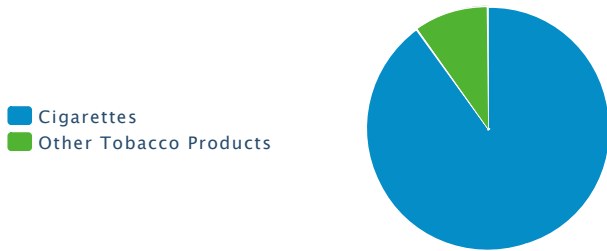
	\$ PER HOUSEHOLD	TOTAL \$000'S
Totals:	\$107	\$1,941
Newspapers	\$46	\$833

Magazines	\$21	\$369
Books	\$37	\$659

Magazines	\$22	\$398
Books	\$39	\$710

Tobacco (2015)

Tobacco (2020)

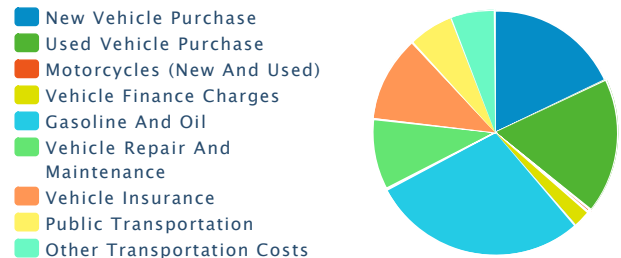
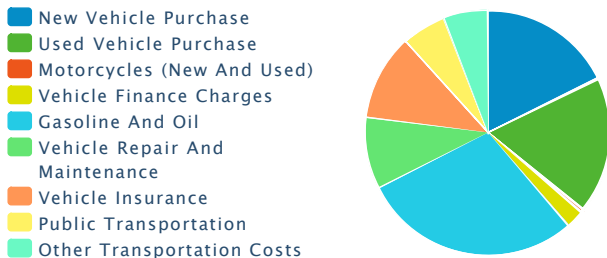


	\$ PER HOUSEHOLD	TOTAL \$000'S
Totals:	\$325	\$5,655
Cigarettes	\$292	\$5,089
Other Tobacco Products	\$32	\$566

	\$ PER HOUSEHOLD	TOTAL \$000'S
Totals:	\$331	\$5,984
Cigarettes	\$298	\$5,385
Other Tobacco Products	\$33	\$599

Transportation (2015)

Transportation (2020)

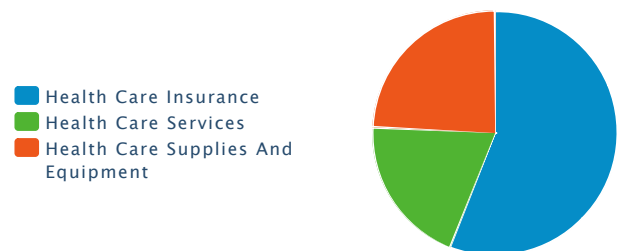
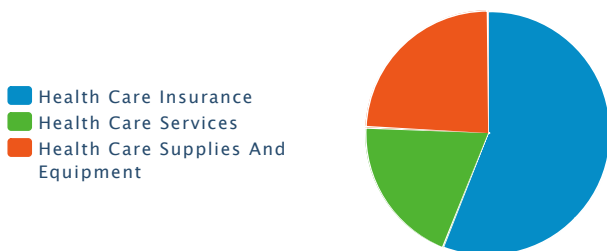


	\$ PER HOUSEHOLD	TOTAL \$000'S
Totals:	\$9,189	\$159,759
New Vehicle Purchase	\$1,635	\$28,424
Used Vehicle Purchase	\$1,662	\$28,902
Motorcycles (New And Used)	\$39	\$686
Vehicle Finance Charges	\$212	\$3,694
Gasoline And Oil	\$2,657	\$46,194
Vehicle Repair And Maintenance	\$870	\$15,133
Vehicle Insurance	\$1,035	\$18,009
Public Transportation	\$536	\$9,329
Other Transportation Costs	\$539	\$9,387

	\$ PER HOUSEHOLD	TOTAL \$000'S
Totals:	\$9,493	\$171,152
New Vehicle Purchase	\$1,702	\$30,702
Used Vehicle Purchase	\$1,703	\$30,716
Motorcycles (New And Used)	\$40	\$736
Vehicle Finance Charges	\$219	\$3,950
Gasoline And Oil	\$2,731	\$49,251
Vehicle Repair And Maintenance	\$898	\$16,208
Vehicle Insurance	\$1,068	\$19,257
Public Transportation	\$564	\$10,169
Other Transportation Costs	\$563	\$10,164

Health Care (2015)

Health Care (2020)



	\$ PER HOUSEHOLD	TOTAL \$000'S
--	------------------	---------------

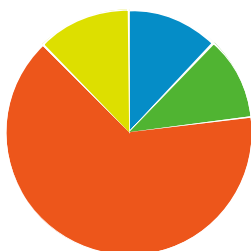
	\$ PER HOUSEHOLD	TOTAL \$000'S
--	------------------	---------------

Totals:	\$3,973	\$69,086
Health Care Insurance	\$2,225	\$38,684
Health Care Services	\$785	\$13,657
Health Care Supplies And Equipment	\$963	\$16,744

Totals:	\$4,096	\$73,863
Health Care Insurance	\$2,294	\$41,359
Health Care Services	\$809	\$14,589
Health Care Supplies And Equipment	\$993	\$17,916

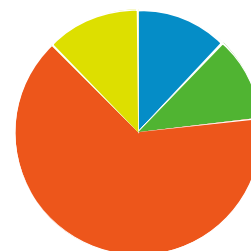
Miscellaneous Expenses (2015)

- Legal And Accounting
- Funeral And Cemetery
- Finance Charges Excluding Mortgage And Vehicle
- Other Miscellaneous Expenses



Miscellaneous Expenses (2020)

- Legal And Accounting
- Funeral And Cemetery
- Finance Charges Excluding Mortgage And Vehicle
- Other Miscellaneous Expenses



	\$ PER HOUSEHOLD	TOTAL \$000'S
Totals:	\$711	\$12,365
Legal And Accounting	\$86	\$1,497
Funeral And Cemetery	\$78	\$1,372
Finance Charges Excluding Mortgage And Vehicle	\$458	\$7,962
Other Miscellaneous Expenses	\$88	\$1,534

	\$ PER HOUSEHOLD	TOTAL \$000'S
Totals:	\$736	\$13,272
Legal And Accounting	\$89	\$1,607
Funeral And Cemetery	\$81	\$1,477
Finance Charges Excluding Mortgage And Vehicle	\$473	\$8,541
Other Miscellaneous Expenses	\$91	\$1,646

Personal Insurance (2015)

	\$ PER HOUSEHOLD	TOTAL \$000'S
	\$320	\$5,575

Personal Insurance (2020)

	\$ PER HOUSEHOLD	TOTAL \$000'S
	\$336	\$6,069

Contributions (2015)

	\$ PER HOUSEHOLD	TOTAL \$000'S
	\$1,823	\$31,699

Contributions (2020)

	\$ PER HOUSEHOLD	TOTAL \$000'S
	\$1,924	\$34,701

Retail Potential (2015)

	\$ PER HOUSEHOLD	TOTAL \$000'S
New Car Dealers	\$3,374	\$58,666
User Car Dealers	\$202	\$3,515
Recreational Vehicle Dealers	\$10	\$178
Motorcycle and Boat Dealers	\$142	\$2,484
Auto Parts and Accessories	\$518	\$9,020
Tire Dealers	\$236	\$4,113
Furniture Stores	\$306	\$5,326
Floor Covering Stores	\$110	\$1,927
Other Home Furnishing Stores	\$103	\$1,791
Appliances and Electronics Stores	\$723	\$12,572
Computer Stores	\$1,264	\$21,987
Camera and Photography Stores	\$85	\$1,495
Hardware Stores	\$169	\$2,940
Paint and Wallpaper Stores	\$15	\$270
Home Centers	\$377	\$6,559
Other Building Materials Stores	\$450	\$7,836
Outdoor Power Equipment Stores	\$14	\$245
Nursery and Garden Stores	\$113	\$1,973
Grocery Stores	\$5,369	\$93,355
Convenience Stores	\$228	\$3,967

Source: Applied Geographic Solutions, 2015

Meat Markets	\$56	\$979
Fish and Seafood Markets	\$13	\$233
Fruit and Vegetable Markets	\$26	\$462
Other Specialty Food Markets	\$41	\$722
Liquor Stores	\$123	\$2,140
Pharmacy and Drug Stores	\$1,127	\$19,596
Costmetics and Beauty Stores	\$48	\$839
Optical Goods Stores	\$119	\$2,077
Other Health and Personal Care Stores	\$91	\$1,599
Gasoline Stations with Convenience Stores	\$855	\$14,866
Gasoline Stations without Convenience Stores	\$142	\$2,479
Men's Clothing Stores	\$46	\$810
Women's Clothing Stores	\$149	\$2,595
Childrens' and Infant's Clothing Stores	\$83	\$1,449
Family Clothing Stores	\$314	\$5,463
Clothing Accessory Stores	\$16	\$284
Other Apparel Stores	\$37	\$653
Shoe Stores	\$107	\$1,865
Jewelry Stores	\$190	\$3,308
Luggage Stores	\$183	\$3,194
Sporting Goods Stores	\$142	\$2,483
Hobby, Toy, and Game Stores	\$41	\$729
Sewing and Needlecraft Stores	\$15	\$261
Musical Instrument Stores	\$33	\$586
Book Stores	\$306	\$5,331
Record,Tape,and CD Stores	\$79	\$1,390
Department Stores	\$2,455	\$42,690
Warehouse Superstores	\$1,076	\$18,718
Other General Merchandise Stores	\$294	\$5,124
Florists	\$23	\$416
Office and Stationary Stores	\$218	\$3,803
Gift and Souvenir Stores	\$71	\$1,246
Used Merchandise Stores	\$47	\$832
Pet and Pet Supply Stores	\$100	\$1,745
Art Dealers	\$8	\$155
Mobile Home Dealers	\$0	\$5
Other Miscellaneous Retail Stores	\$97	\$1,695
Mail Order and Catalog Stores	\$1,765	\$30,689
Vending Machines	\$79	\$1,390
Fuel Dealers	\$331	\$5,765
Other Direct Selling Establishments	\$162	\$2,816
Hotels and Other Travel Accomodations	\$119	\$2,075
RV Parks	\$2	\$36
Rooming and Boarding Houses	\$0	\$17
Full Service Restaurants	\$804	\$13,985
Limited Service Restaurants	\$801	\$13,931
Special Food Services and Catering	\$134	\$2,338
Drinking Places	\$70	\$1,231